



P1 and P3 Switch-Disconnectors with Metal Extension Shafts






The new P1 and P3 versions with Metal Extension Shafts fills a well know gap in the P Switch-Disconnecter range. This now opens up new potential in the Panel Building market and use in Machine Control Panels with disconnection from 25A – 100A. With the new extension shafts our reliable P switches can be mounted in electrical cabinets of up to 600mm deep and with several Handle and Shaft options a solution can be found for every application. Also the most common types are available as a complete switch/shaft/handle package.

- Well known P Switch-Disconnecter performance and reliability with low power losses
- Switches can quickly be mounted on DIN rail or fitted to the mounting plate.
- Time & cost saving – Switches available as complete packages saving on order admin, packaging and assembly time. Also available with pre-built switched N and Auxiliary contacts
- Simple interlock in ON with SVB handle and lockable in OFF with up to 3 x 8mm padlocks
- By using K Line handles door can also be interlocked in OFF position. Also a defeatable option in the ON position for fault finding without disconnecting the power supply.

EATON

Powering Business Worldwide

Order the Switch, Shaft and Handle separately or as standard combination packs.

	Description	Part no.	Article no.
Basic Switches, type P.../XM 	3 pol 25A	P1-25/XM	172834
	3 pol 32A	P1-32/XM	172835
	3 pol 63A	P3-63/XM	172836
	3 pol 100A	P3-100/XM	172837
Metal Shafts 	Shaft for 400mm deep cabinet	P1/P3-M400	172844
	Shaft for 600mm deep cabinet	P1/P3-M600	172845
Operating Handles Moeller series knobs and handles provide door interlock when in the ON position. SVB Main Switch Handles can be locked in OFF with up to 3 x 8 mm padlocks. 	Black Knob for P1	KNB-P1/M	172838
	Black Knob for P3	KNB-P3/M	172839
	Lockable Main Switch Handle P1 Red/Yellow	SVB-P1/M	172840
	Lockable Main Switch Handle P3 Red/Yellow	SVB-P3/M	172841
	Lockable Main Switch Handle P1 Black	SVB-SW-P1/M	172842
	Lockable Main Switch Handle P3 Black	SVB-SW-P3/M	172843
K-Line Knobs and Handles provide door interlock when in the ON position and also when locked in the OFF position. The door interlock can also be defeated in the ON position by using a special tool. Lockable with up to 2 x 6 mm padlocks, or Cylinder lock.  600 mm shaft planned	Knob for P1, Blue, padlockable	K1DB/P	1818029
	Knob for P1, Red/Yellow, padlockable	K1DR/P	1818030
	Knob for P1, Grey, padlockable	K1DG/P	1818031
	Knob for P3, Blue, padlockable	K2SDB/P	1818032
	Knob for P3, Red/Yellow, padlockable	K2SDR/P	1818033
	Knob for P3, Grey, padlockable	K2SDG/P	1818034
	Knob for P3, Blue, Cylinder lock/key	K2SDB/C	1818038
	Knob for P3, Red/Yellow, Cylinder lock/key	K2SDR/C	1818039
	Knob for P3, Grey, Cylinder lock/key	K2SDG/C	1818040
Switched N, Auxiliary Contacts	Switched Neutral for P1	N-P1Z	000652
	Switched Neutral for P3	N-P3Z	064805
	1 N/O, 1N/C for P1 or P3	HI11-P1/P3Z	062031
Switch, Shaft and Handle combinations. Most combinations can be ordered as single packs to reduce order administration and packaging (only with 400mm shaft). Here are some common examples: 	25A 3 pol P1 switch, with shaft for 400 mm cabinet, with Lockable Main switch Handle, Red/Yellow	P1-25/M4/SVB	172875
	32A 3 pol P1 switch, with 1NO/1NC Auxiliary, shaft for 400mm cabinet, with Lockable Main switch Handle, black	P1-32/M4/ HI11/SVB-SW	172870
	63A 3 pol P3 switch, with shaft for 400 mm cabinet, with K Line K2 Knob, padlockable, Red/Yellow	P3-63/M4/ K2-PR	172810